



CSUB
Cubes just sound better



CSUB

A U D I O

Compact styling with huge engineering - the new TruAudio CSUB Series is changing the rules. The extraordinary craftsmanship of this semi-gloss cube will blend smoothly into your décor, while the components inside will throw tuned, hard-hitting bass. Up to 350 watts of efficient power will let you feel what you've been missing. TruAudio dealers are raving about the cSubs.

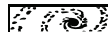




CSUB-8

Speaker Type: Powered subwoofer
Enclosure Design: (2) passive radiators (one per side), sealed enclosure.
Woofers: 8" polymer bonded cellulose
Power: 150 watts internal amplifier
Frequency Range, LP: 28-200Hz (+/-3 dB)
Frequency Range, LFE: 28-200Hz (+/-3 dB)
Sensitivity: 200mV@150W
Crossover: 40-200Hz
Boost: 8dB@40Hz
Inputs: 1) RCA L/R 2) LFE 3) High Level Input
Grill: MDF frame with black speaker cloth
Cabinet Dimensions: 11.8" (300mm) H, 11.9" (304mm) W, 12.6" (320mm) D
Certifications: CE, RCM, TUV, FCC
Cabinet Finish: Black semi-gloss

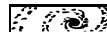
Family:



UNIVERSAL

CSUB-10

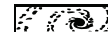
Speaker Type: Powered subwoofer
Enclosure Design: (2) passive radiators (one per side), sealed enclosure.
Woofers: 10" polymer bonded cellulose
Power: 250 watts internal amplifier
Frequency Range, LP: 25-200Hz (+/-3 dB)
Frequency Range, LFE: 25-200Hz (+/-3 dB)
Sensitivity: 200mV@250W
Crossover: 40-200Hz
Boost: 9dB@35Hz
Inputs: 1) RCA L/R 2) LFE 3) High Level Input
Grill: MDF frame with black speaker cloth
Cabinet Dimensions: 13.1" (332mm) H, 13.4" (341mm) W, 13.9" (352mm) D
Certifications: CE, RCM, TUV, FCC
Cabinet Finish: Black semi-gloss



UNIVERSAL

CSUB-12

Speaker Type: Powered subwoofer
Enclosure Design: (2) passive radiators (one per side), sealed enclosure.
Woofers: 12" polymer bonded cellulose
Power: 350 watts internal amplifier
Frequency Range, LP: 20-200Hz (+/-3 dB)
Frequency Range, LFE: 20-200Hz (+/-3 dB)
Sensitivity: 200mV@350W
Crossover: 40-200Hz
Boost: 8dB@40Hz
Inputs: 1) RCA L/R 2) LFE 3) High Level Input
Grill: MDF frame with black speaker cloth
Cabinet Dimensions: 14.9" (380mm) H, 15.2" (385mm) W, 15.8" (402mm) D
Certifications: CE, RCM, TUV, FCC
Cabinet Finish: Black semi-gloss



UNIVERSAL